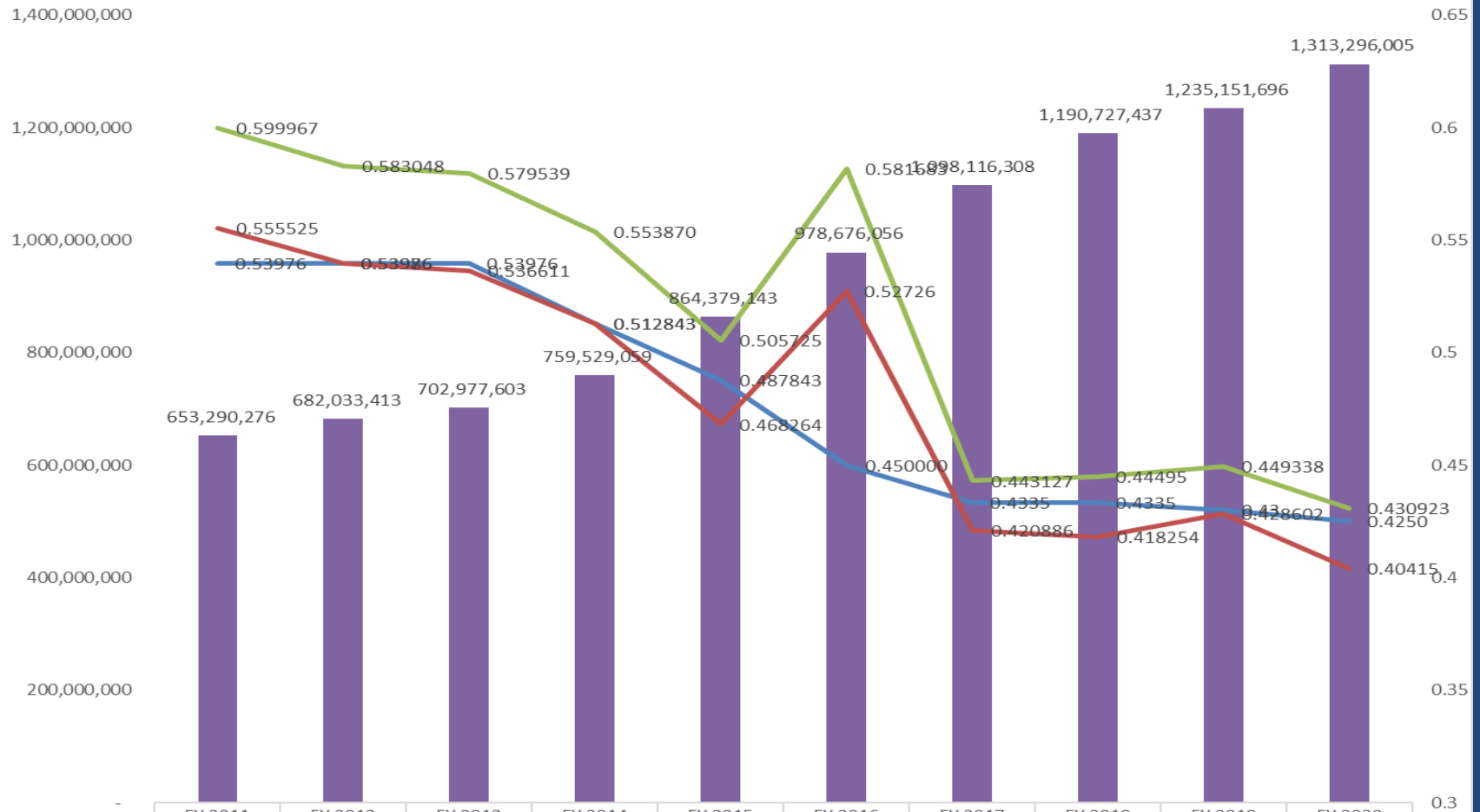


FY 2019-2020 Draft Budget Presentation



Julie M. Robinson
City Administrator
July 23, 2019

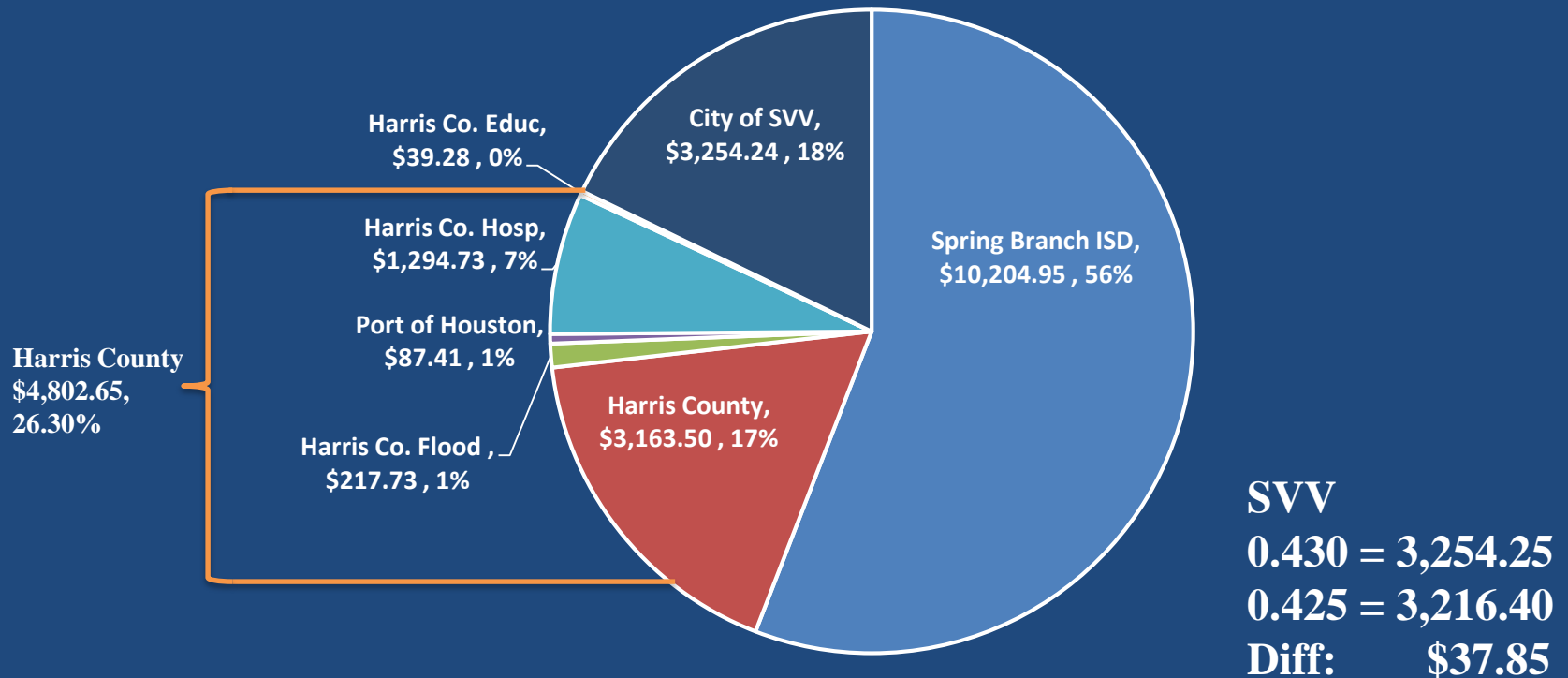
Comparison of Appraised Values and Tax Rates for Last 10 Years



	FY 2011	FY 2012	FY 2013	FY 2014	FY 2015	FY 2016	FY 2017	FY 2018	FY 2019	FY 2020
Taxable Value	653,290,27	682,033,41	702,977,60	759,529,05	864,379,14	978,676,05	1,098,116,3	1,190,727,	1,235,151,	1,313,296,
Adopted Tax Rate	0.53976	0.53976	0.53976	0.512843	0.487843	0.450000	0.4335	0.4335	0.43	0.4250
Effective Tax Rate	0.555525	0.53986	0.536611	0.512843	0.468264	0.52726	0.420886	0.418254	0.428602	0.40415
Roll Back Rate	0.599967	0.583048	0.579539	0.553870	0.505725	0.581683	0.443127	0.44495	0.449338	0.430923

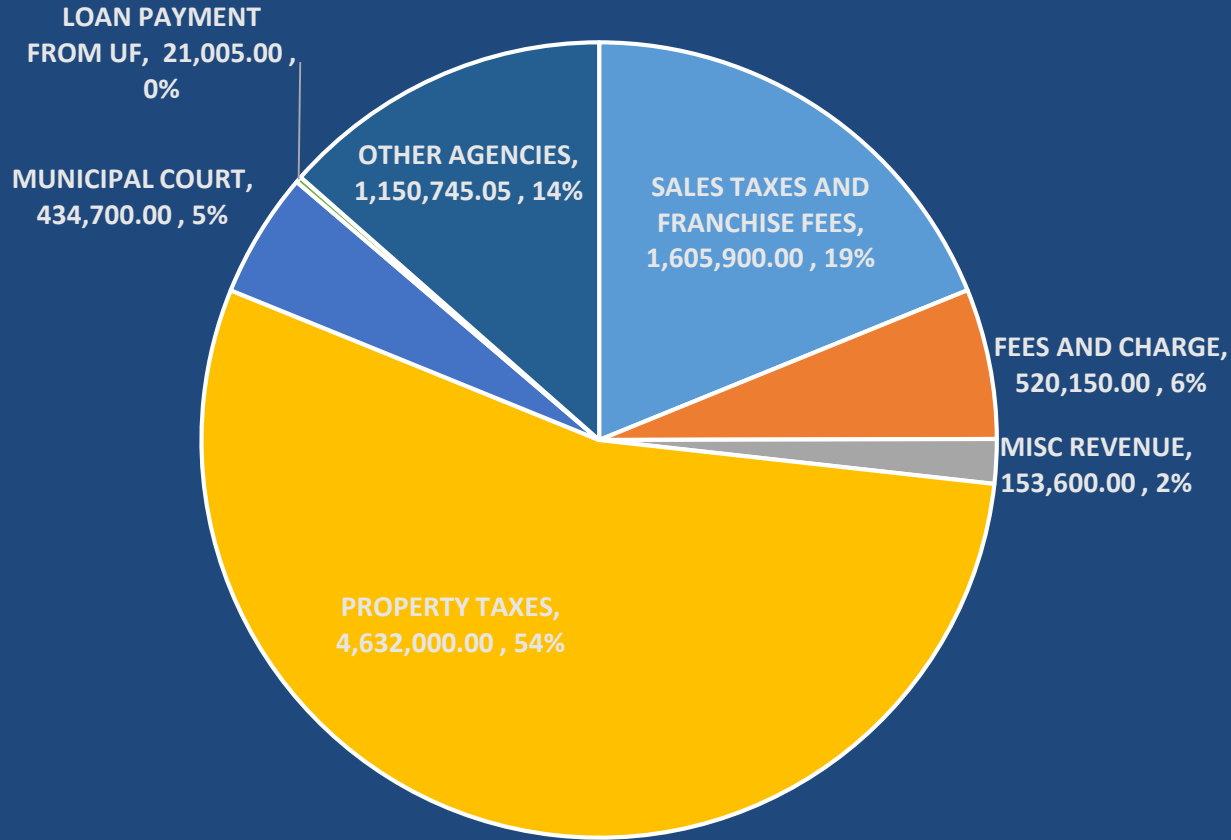
Breakdown of Taxes for Sample Residential Property

2019 Sample Taxable Residential Value = \$946,000



FY 2019-2020 Draft Budget

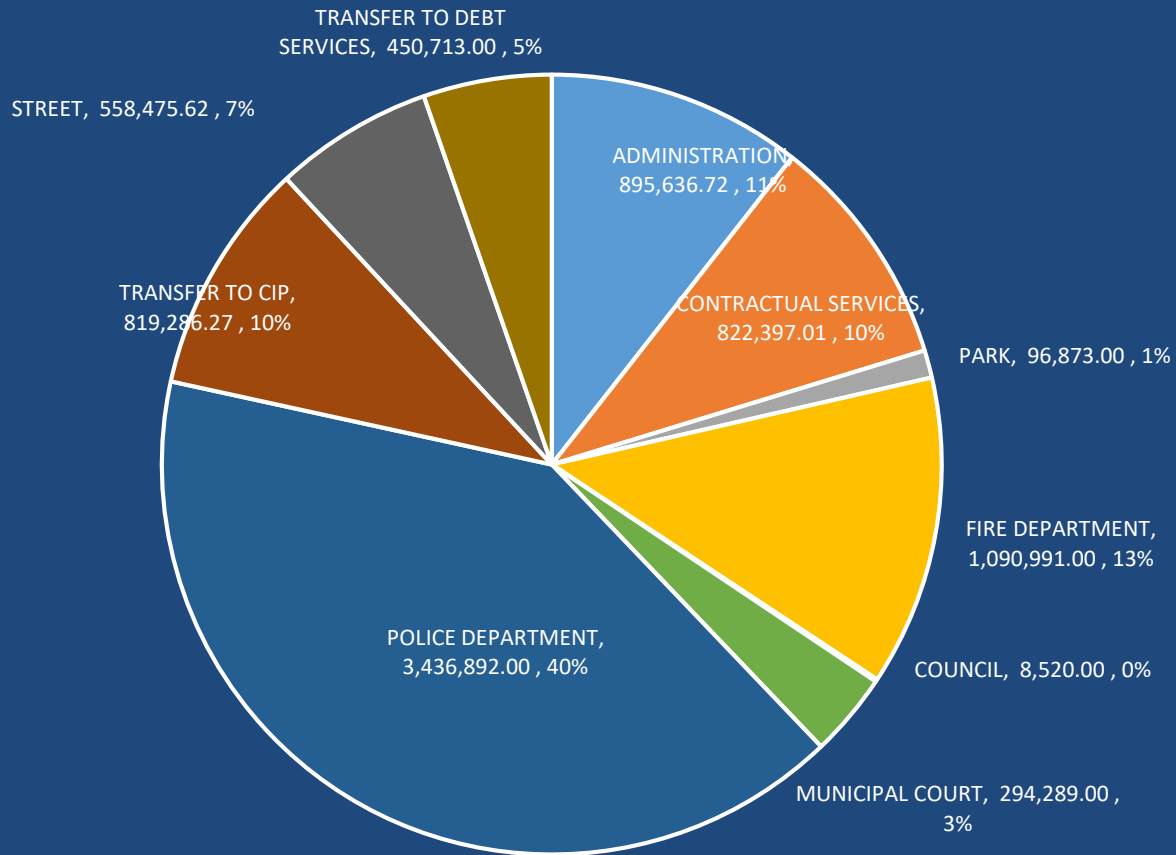
General Fund Revenues \$8,518,100



FY 2019-2020 Draft Budget

General Fund Expenditures \$8,474,074

(Includes \$1,269,999 in Transfers to Debt Service & CIP)



Upcoming Budget Dates of Interest

August 20 at 6:00 pm	Budget Workshop with City Council (as Needed; This is a Special Council Meeting)
August 27	Propose Tax Rate and Schedule Public Hearings; Budget Workshop if needed
September 12 at 6:00 pm	1 st Public Hearing on Proposed Tax Rate 2 nd Public Hearing on Proposed Tax Rate
September 17 at 6:00 pm	(These are Special Council Meetings)
September 24	Public Hearing on FY 2019-2020 Budget and Tax Rate Adopt FY 2019-2020 Budget Adopt FY 2019-2020 Tax Rate